

ENGLISH

# Unit 7: The Weather and Temperature



*Pre-Intermediate English with*

**THE INSPIRE ACADEMY**





# Introduction

- It is good to know the weather and temperature in any language you are trying to know.
- This is so because it is a very common topic for small talk.
- Small talk is a primary way for learning how to communicate in a new language, it opens the doors to new friendships with those who speak your desired language.
- So if you know the weather and temperature, and you know them well, then it will act as a door opener to further improvement in your English learning process.
- In this unit you will learn how to speak about the weather and temperature by learning the necessary vocabulary and the facts every English native knows about these two things.

# Temperature




- The temperature is the amount of degrees it is outside wherever you are.
- The degrees of temperature are usually counted in degrees celsius, but in the United States they are counted in Fahrenheit.
- Boiling point is the temperature where water begins to boil.
- Freezing point is the temperature where water starts to freeze.
- The boiling point and freezing point are different in Celsius and Fahrenheit
- Celsius:
  - Freezing point =  $100^{\circ}$
  - Boiling point =  $0^{\circ}$
- Fahrenheit
  - Freezing Point =  $32^{\circ}$
  - Boiling Point =  $212^{\circ}$
- Useful phrases for talking about temperature:
  - "It's really" + "hot or cold" "out today."
  - "Do you know the temperature?"
  - "It looks like it will be \_\_\_ degrees out tomorrow."

# Weather




- The weather is the condition of the forces of nature outside in your area.
- You could live in an area with very consistent and stable weather, or you could live somewhere where the weather always changes.
- There are many types of weather, some types of weather are very specific to certain parts of the world.
- Some examples:
  - Monsoons
  - Tornados
  - Hurricanes
  - Typhoons
- Although these are good to know the next page presents more general weather conditions that are the most common.
- Useful phrases for talking about the weather:
  - "How's the weather?"
  - "Nice weather we're having, isn't it?"
  - "It looks like it will start raining tomorrow"

# Weather Vocabulary



Sunny / Clear



Partially Cloudy



Stormy



Lightningstorm



Rainy



Snowy



Foggy



Cloudy/Overcast



Windy

# EXERCISE



Please write a possible name of the weather being described:



1.) Wet, cloudy.

---

2.) Extreme winds, lots of rain.

---

3.) Very cold and frozen water coming from sky.

---

4.) Warm and bright.

---

5.) The sun is covered.

---

6.) No clouds in the sky.

---

7.) Hard to see far away because of low clouds.

---

8.) Electricity in the clouds.

---

# EXERCISE

Under each picture say write the name of what is shown:




---



---



---



---



---




---



# AUDIO EXERCISE

Listening comprehension! Please choose the appropriate answers to the following questions:

- 
1. What type of weather was mentioned.
    - a.
    - b.
    - c.
    - d.
  2. What is the temperature?
    - a.
    - b.
    - c.
    - d.
  3. What is Maryam's favorite type of weather?
    - a.
    - b.
    - c.
    - d.
  4. Why doesn't Peter like the temperature?
    - a.
    - b.
    - c.
    - d.



# FRIEND EXERCISE

For this friend exercise you and your friend must each use the next page to draw 4 different types of weather.

Then you should show your friend what you have drawn and they have to say which type of weather you drew.

Take turns and make sure to draw good indicators of which weather type it is to help your friend answer correctly.

This will be easy for the artists but difficult for those who are not very good at drawing so good luck!



# FRIEND EXERCISE

You may use this space to draw your four examples:

